

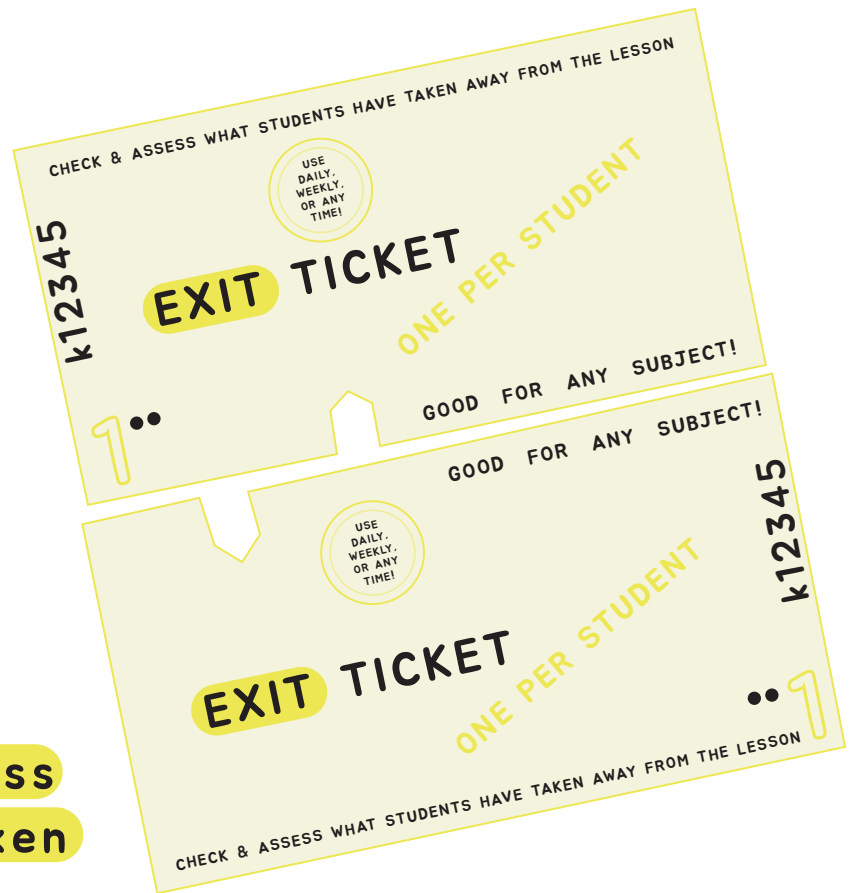
EXIT 16 total! TICKETS

Exit Tickets are a fast and effective way for teachers to **check for understanding and assess what students have taken away from the lesson.**

Teachers like to use exit tickets at the end of every lesson, the end of every day, or weekly.

They aren't a test, but a formative tool to determine who needs more instruction and who has a solid understanding of the material.

In the following pages you'll find some different types of Exit Tickets you can print out and use in your classroom today ... **you just need to add the awesome lesson!**



DO'S AND DON'TS

Name: _____ Subject: _____ Date: _____

DO'S	
DON'TS	



DO'S AND DON'TS

Name: _____ Subject: _____ Date: _____

DO'S	
DON'TS	




TRAFFIC LIGHT


Name: _____

Subject: _____


Date: _____



GREEN LIGHT:
What I learned
today.



YELLOW LIGHT:
My ideas and
questions.



RED LIGHT:
What stopped
my learning.




TRAFFIC LIGHT


Name: _____

Subject: _____


Date: _____



GREEN LIGHT:
What I learned
today.



YELLOW LIGHT:
My ideas and
questions.



RED LIGHT:
What stopped
my learning.

METAPHORS & ANALOGIES

Name: _____ Subject: _____ Date: _____

Write a metaphor and/or analogy for the subject we studied today.

I think _____ is like _____.

Also:

_____ is to _____
as _____ is to _____.

Do you agree or disagree? Why?



METAPHORS & ANALOGIES

Name: _____ Subject: _____ Date: _____

Write a metaphor and/or analogy for the subject we studied today.

I think _____ is like _____.

Also:

_____ is to _____
as _____ is to _____.

Do you agree or disagree? Why?



QUIZ QUESTION

Name: _____

Date: _____

Subject: _____

Based on what we did today, create an entrance question for a classmate tomorrow.



QUIZ QUESTION

Name: _____

Date: _____

Subject: _____

Based on what we did today, create an entrance question for a classmate tomorrow.



Reflection

Name: _____ Subject: _____ Date: _____


I worked on ...	
I learned how ...	
I wonder if ...	

↑ I feel ...
(draw a face)



Reflection

Name: _____ Subject: _____ Date: _____

I worked on ...	
I learned how ...	
I wonder if ...	

↑ I feel ...
(draw a face)

ASSESS YOURSELF!

Name: _____ Subject: _____ Date: _____

Check one:

- I'm a Novice**
I'm just starting to learn this, and I don't really understand it yet.
- I'm an Apprentice**
I'm starting to get it, but I still need someone to coach me through it.
- I'm a Practitioner**
I can mostly do it by myself but sometimes I still mess up or get stuck.
- I'm an Expert**
I understand it well, and could thoroughly teach it to someone else.

Which statement best describes you and why?



 Education.com

ASSESS YOURSELF!

Name: _____ Subject: _____ Date: _____

Check one:

- I'm a Novice**
I'm just starting to learn this, and I don't really understand it yet.
- I'm an Apprentice**
I'm starting to get it, but I still need someone to coach me through it.
- I'm a Practitioner**
I can mostly do it by myself but sometimes I still mess up or get stuck.
- I'm an Expert**
I understand it well, and could thoroughly teach it to someone else.

Which statement best describes you and why?

 Education.com

Find worksheets, games, lessons & more at [education.com/resources](https://www.education.com/resources)

© 2007 - 2024 Education.com




Small Group Reflection



Name: _____ Subject: _____ Date: _____

What do you think was accomplished by the small group activity we did today?




Small Group Reflection




Name: _____ Subject: _____ Date: _____

What do you think was accomplished by the small group activity we did today?



TWEET!
TWEET!




Name: _____

Date: _____

Subject: _____


Write a tweet about what we learned today in 140 characters or less, including ONE #hashtag.



(your handle here)



TWEET!
TWEET!




Name: _____

Date: _____

Subject: _____

Write a tweet about what we learned today in 140 characters or less, including ONE #hashtag.




(your handle here)



Name: _____ Subject: _____ Date: _____

MUDDIEST POINT

What was the most confusing thing about today's lesson?



Name: _____ Subject: _____ Date: _____

MUDDIEST POINT

What was the most confusing thing about today's lesson?



Name: _____ Subject: _____ Date: _____

essential question

essential question



Today's essential question was: _____

Two things I learned in today's class to answer the EQ are:

1. _____

2. _____

One question I still have is:

? _____



Name: _____ Subject: _____ Date: _____

essential question

essential question



Today's essential question was: _____

Two things I learned in today's class to answer the EQ are:

1. _____

2. _____

One question I still have is:

? _____

Name: _____ Subject: _____ Date: _____

TRASH IT

I think _____ should be trashed.

Two reasons why:

1. _____

2. _____

If I did it over again I would:



Name: _____ Subject: _____ Date: _____

TRASH IT

I think _____ should be trashed.

Two reasons why:

1. _____

2. _____

If I did it over again I would:

Name: _____ Subject: _____ Date: _____

PERSEVERANCE



I tried really hard to _____

by _____

So please pay attention to _____



Name: _____ Subject: _____ Date: _____

PERSEVERANCE




I tried really hard to _____

by _____

So please pay attention to _____

Name: _____ Subject: _____ Date: _____

REAL-WORLD APPLICATION




How do you think what we learned today applies to the world?





Name: _____ Subject: _____ Date: _____

REAL-WORLD APPLICATION



How do you think what we learned today applies to the world?





Name: _____ Subject: _____ Date: _____

Sketch and Explain

Draw a picture that represents what we learned today.

What does it mean?



Name: _____ Subject: _____ Date: _____

Sketch and Explain

Draw a picture that represents what we learned today.

What does it mean?

Name: _____ Subject: _____ Date: _____

MY WORK TODAY

I feel:     (draw your own expression)
(check one)

I worked on: _____

I learned: _____

I need help on: _____



Name: _____ Subject: _____ Date: _____

MY WORK TODAY

I feel:     (draw your own expression)
(check one)

I worked on: _____

I learned: _____

I need help on: _____

{ BIG WORDS }


Name: _____

Date: _____

Subject: _____

What is a big word you learned today? _____

Draw a picture of your big word:



{ BIG WORDS }

Name: _____

Date: _____

Subject: _____

What is a big word you learned today? _____

Draw a picture of your big word:

